


### Prevalence DRM

Hospital	15 %	
Care home	30-70 %	
Community	13-28 %	Elderly population

### Public health

Public awareness	
National nutrition plan	

### Policy and standards

	Hospital	Care home	Community
Public awareness			
Standards/Quality indicators			
Audit			
Discharge management			









### Guidelines

	Hospital	Care home	Community
Screening			
Intervention			
Discharge management			

### Reimbursement

	Hospital	Care home	Community
Malnutrition			
Services			
ONS			
Tube			
PN			

### Education

	Undergrad	Postgrad
Dietitians		
Medics		
Nurses		
Pharmacists		




### Implementation

	Hospital	Care home	Community
Trained Staff			
Screening			
Care plan			
Medical nutrition			
Discharge management			



























### Nutrition Day

Hospital	ICU	Oncology	Care home
			

### Economic data

	Hospital	Care home	Community
Cost DRM			
Value of intervention			

### Stakeholder groups

	Presence	Engagement
Multi-stakeholder		
PEN		
Ger Medicine		
Paediatricians		
Patients		
Dietitians		
Nurses		
Pharmacists		
General practice		
Hospital		
Health insurance		
Industry		
Politicians		
Media		